

# Q4-2024

## IDEA European Electronic Component Quarterly Graphics Package

in association with the local trade associations:



This package of 24 different quarterly graphics is derived from IDEA statistics produced quarterly using inputs from distribution member companies in the UK, Germany, France, Italy, Sweden, Norway, Denmark, Finland, Switzerland and Austria. The numbers shown represent the actual sales by IDEA affiliated Trade Association member companies which in turn comprise 74% of the available markets so reflect an accurate market trend.

| COUNTRY     | Association    | Approx. DTAM (Distribution Total Available Market) 2023 | Summation of Association Members Returns 2023 | Approx. Share of DTAM (Distribution Total Available Market) represented by Association's Members 2023 |
|-------------|----------------|---|---|---|
| France      | SPDEI          | €1471 Mill  | €1250 Mill                                    | 85%   |
| UK          | ecsn/afdec     | €2235 Mill  | €1788 Mill                                    | 80%   |
| Italy       | ASSODEL        | €2752 Mill  | €2119 Mill                                    | 77%   |
| Nordic      | Via ecsn/afdec | €2302Mill   | €1128 Mill                                    | 49%   |
| Germany     | FBDI           | €6856 Mill  | €5416 Mill                                    | 79%   |
| Switzerland | FBDI           | €947 Mill   | €549 Mill                                     | 58%   |
| Austria     | FBDI           | €810 Mill   | €486 Mill                                     | 60%   |

**IMPORTANT NOTE:** To ensure that exchange rate variations do not confuse the trend, the exchange rates shown are the 2023 Local currency/€ conversion rates. The 2023 average rates are: UK Pound/€ 0.8702, Danish Krona/€ 7.4516, Norwegian Krona/€ 11.4155, Swedish Krona/€ 11.4732.

The graphics are designed for use by member companies of Trade Associations affiliated to IDEA and by the Press. They are published in .pdf & word formats to enable users to easily copy individual graphics into their own documents or be published electronically on the web and local networks. This document will be updated every quarter immediately the IDEA Quarterly stats have been published.

## Contents

| Page | Graphic no. | Content   |
|------|-------------|---|
| 4    | T1          | <b>Total electronic component Booking, billing &amp; Book:bill ratio</b><br>( Total distribution electronic component booking, billing and book:bill ratio for Germany, France, Italy, UK, Sweden, Denmark, Finland, Switzerland and Austria) |
| 4    | T2          | <b>Total electronic component bookings trend</b><br>( Distribution orders for electronic components by country comparing current quarter with both prior quarter and same quarter prior year and YTD)   |
| 5    | T3          | <b>Total electronic component billings trend</b><br>( Distribution sales of electronic components by country comparing current quarter with both prior quarter and same quarter prior year and YTD)   |
| 5    | T4          | <b>Total electronic component year-to-date billings trend</b><br>(Cumulative sales of electronic components via distribution by country for current year-to-date compared with the same period prior year)                                    |
| 6    | T5          | <b>Total electronic component year-to-date booking trend</b><br>(Cumulative orders for electronic components via distribution by country for current year-to-date compared with the same period prior year)                                   |
| 6    | T6          | <b>Total electronic component tendential index by country</b><br>( Trend showing growth/decline % in quarterly sales of all electronic components by country compared with the same quarter prior year)                                       |
| 7    | S1          | <b>Semiconductor Booking, billing &amp; Book:bill ratio</b><br>( Semiconductor booking, billing and book:bill ratio for Germany, France, Italy, UK, Sweden, Denmark, Finland, Switzerland and Austria)  |
| 7    | S2          | <b>Semiconductor bookings trend</b><br>( Distribution orders for semiconductors by country comparing current quarter with both prior quarter and same quarter prior year and YTD)   |
| 8    | S3          | <b>Semiconductor billings trend</b><br>( Distribution sales of semiconductors by country comparing current quarter with both prior quarter and same quarter prior year and YTD)   |
| 8    | S4          | <b>Semiconductor year-to-date billings trend</b><br>(Cumulative sales of semiconductors via distribution by country for current year-to-date compared with the same period prior year)  |
| 9    | S5          | <b>Semiconductor year-to-date booking trend</b><br>(Cumulative orders for semiconductors via distribution by country for current year-to-date compared with the same period prior year)   |
| 9    | S6          | <b>Semiconductor tendential index by country</b><br>( Trend showing growth/decline % in quarterly sales of semiconductors by country compared with the same quarter prior year)   |
| 10   | P1          | <b>Passive component Booking, billing &amp; Book:bill ratio</b><br>( Passives component booking, billing and book:bill ratio for Germany, France, Italy, UK, Sweden, Denmark, Finland, Switzerland and Austria)                               |
| 10   | P2          | <b>Passive component bookings trend</b><br>( Distribution orders for passive components by country comparing current quarter with both prior quarter and same quarter prior year and YTD)   |

|    |    |  |
|----|----|--|
| 11 | P3 | <b>Passive component billings trend</b><br>( Distribution sales of passive components by country comparing current quarter with both prior quarter and same quarter prior year and YTD)  |
| 11 | P4 | <b>Passive component year-to-date billings trend</b><br>(Cumulative sales of passive components via distribution by country for current year-to-date compared with the same period prior year)                                     |
| 12 | P5 | <b>Passive component year-to-date booking trend</b><br>(Cumulative orders for passive components via distribution by country for current year-to-date compared with the same period prior year)                                    |
| 12 | P6 | <b>Passive component tendential index by country</b><br>( Trend showing growth/decline % in quarterly sales of passive components by country compared with the same quarter prior year)  |
| 13 | E1 | <b>Electromechanical component Booking, billing &amp; Book:bill ratio</b><br>( Electromechanical component booking, billing and book:bill ratio for Germany, France, Italy, UK, Sweden, Denmark, Finland, Switzerland and Austria) |
| 13 | E2 | <b>Electromechanical component bookings trend</b><br>( Distribution orders for electromechanical components by country comparing current quarter with both prior quarter and same quarter prior year and YTD)                      |
| 14 | E3 | <b>Electromechanical component billings trend</b><br>( Distribution sales of electromechanical components by country comparing current quarter with both prior quarter and same quarter prior year and YTD)                        |
| 14 | E4 | <b>Electromechanical component year-to-date billings trend</b><br>(Cumulative sales of electromechanical components via distribution by country for current year-to-date compared with the same period prior year)                 |
| 15 | E5 | <b>Electromechanical component year-to-date booking trend</b><br>(Cumulative orders for electromechanical components via distribution by country for current year-to-date compared with the same period prior year)                |
| 15 | E6 | <b>Electromechanical component tendential index by country</b><br>(Trend showing growth/decline % in quarterly sales of electromechanical components by country compared with the same quarter prior year)                         |
| 16 |    | <b>Data input by Country and Component</b><br>The Data supplied by contributing Associations used to produce this Graphics Package.  |

These graphics have been prepared by *ecsn* (afdec) in the UK and any queries should be addressed to:-

Graham Waite, Telephone: 44 (0) 7444 390162 or by Email: [enquiries@ecsn-uk.org](mailto:enquiries@ecsn-uk.org)

**IDEA Secretariat: Laura Baronchelli**

Via Console Flaminio, 19

I-20134 Milan

Italy

Phone +39 02 210 111 251

Fax +39 02 210 111 222

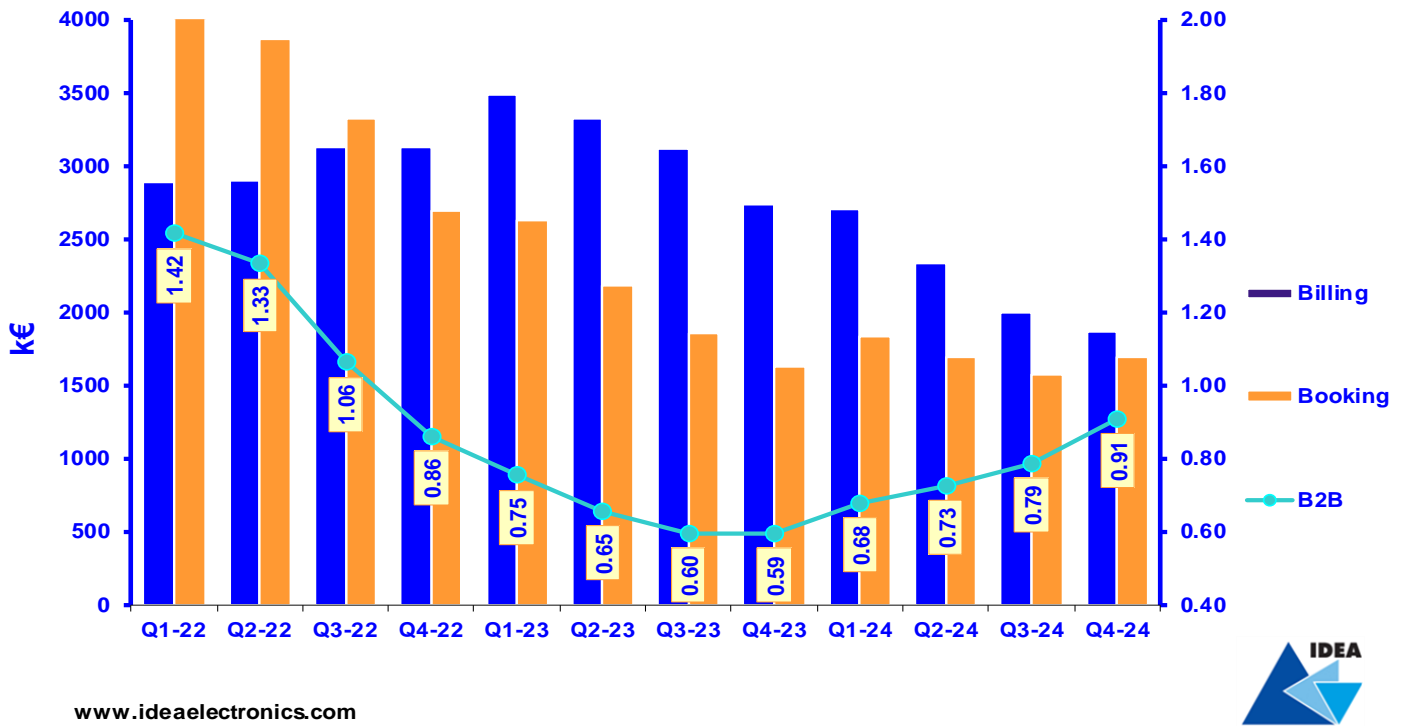
[segreteria@ideaelectronics.com](mailto:segreteria@ideaelectronics.com)

<http://www.ideaelectronics.com/>

4TH QTR. 2024 **TOTAL COMPONENTS Booking, Billing & Book : Bill ratio**

Graphic T1

Total distribution electronic components booking, billing and Book:bill ratio for Germany, France, Italy, UK, Sweden, Norway, Denmark, Finland, Switzerland and Austria



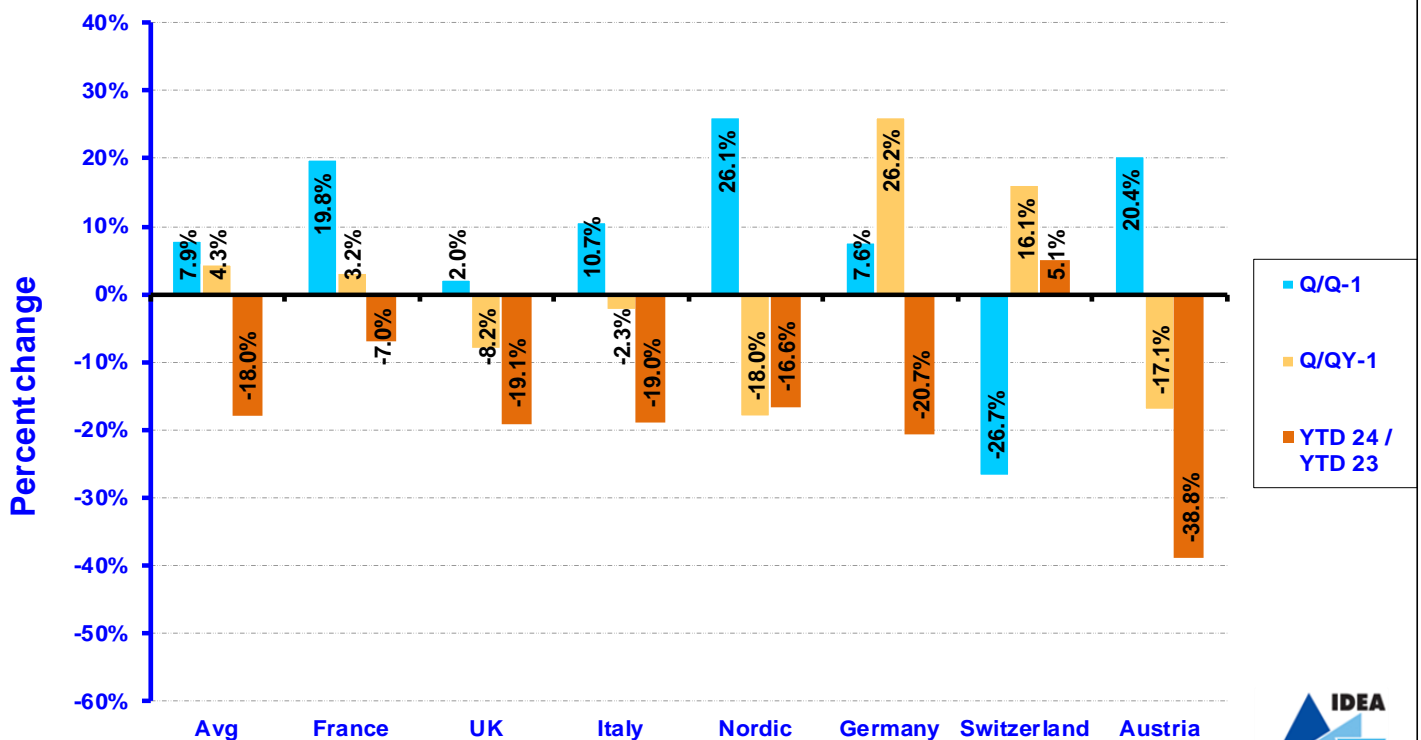
www.ideaelectronics.com



4TH QTR. 2024 **TOTAL COMPONENTS Booking Trend**

Graphic T2

Distribution orders for Electronic components by country comparing current qtr with prior quarter (Q/Q1) and same quarter prior year (Q/QY-1) and YTD 24/23



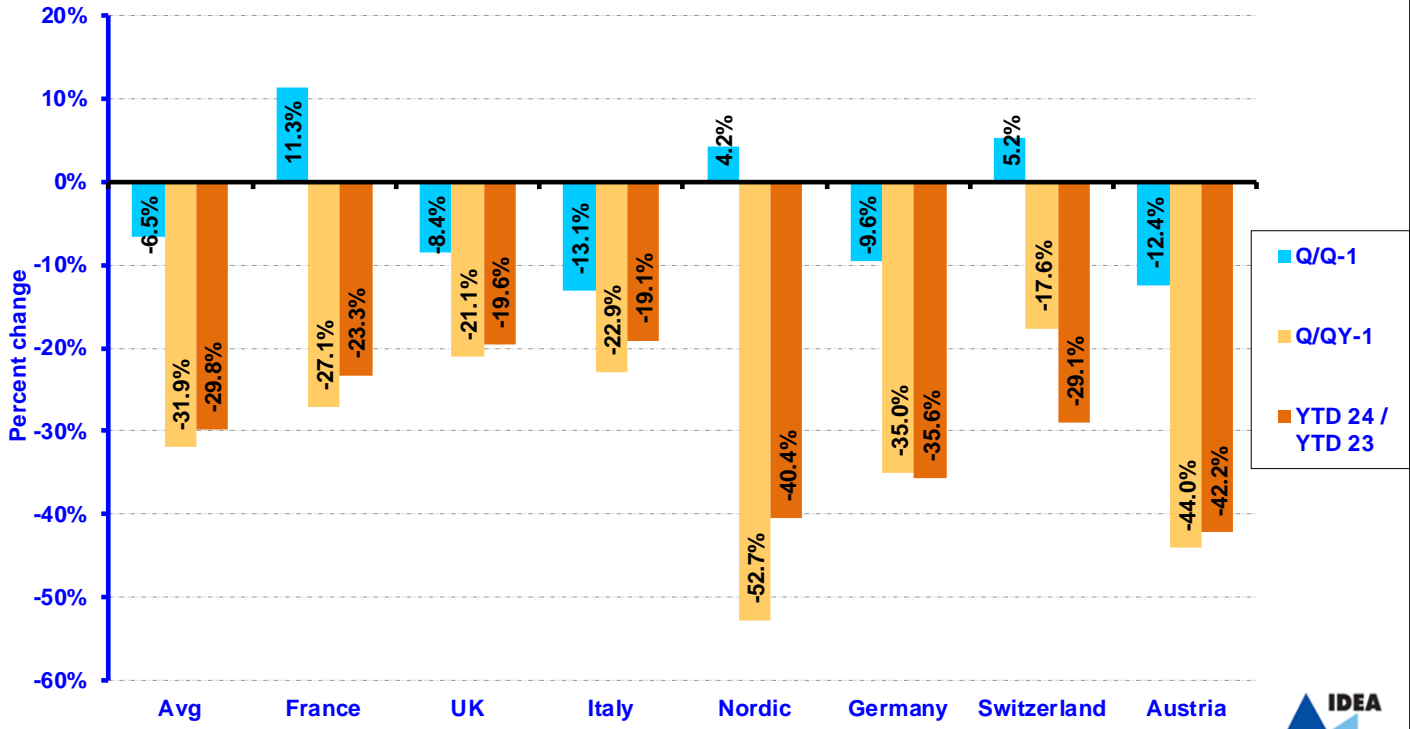
www.ideaelectronics.com



### 4TH QTR. 2024 TOTAL COMPONENTS Billing Trend

Graphic T3

Distribution sales for Electronic components by country comparing current qtr with prior quarter (Q/Q1) and same quarter prior year (Q/QY-1) and YTD 24/23



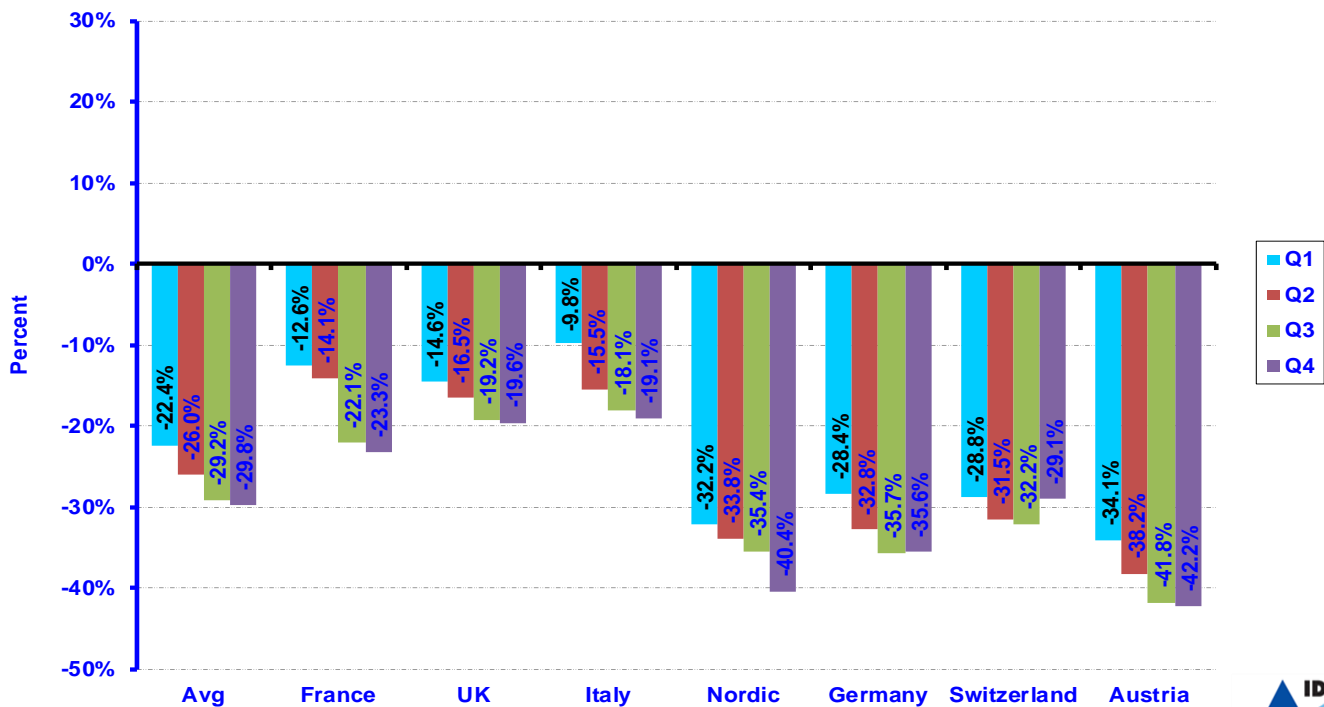
www.ideaelectronics.com



### 4TH QTR. 2024 TOTAL COMPONENTS YTD Billings Trend

Graphic T4

Cumulative sales of Electronic components via distribution by country for current year to date compared with same period prior year



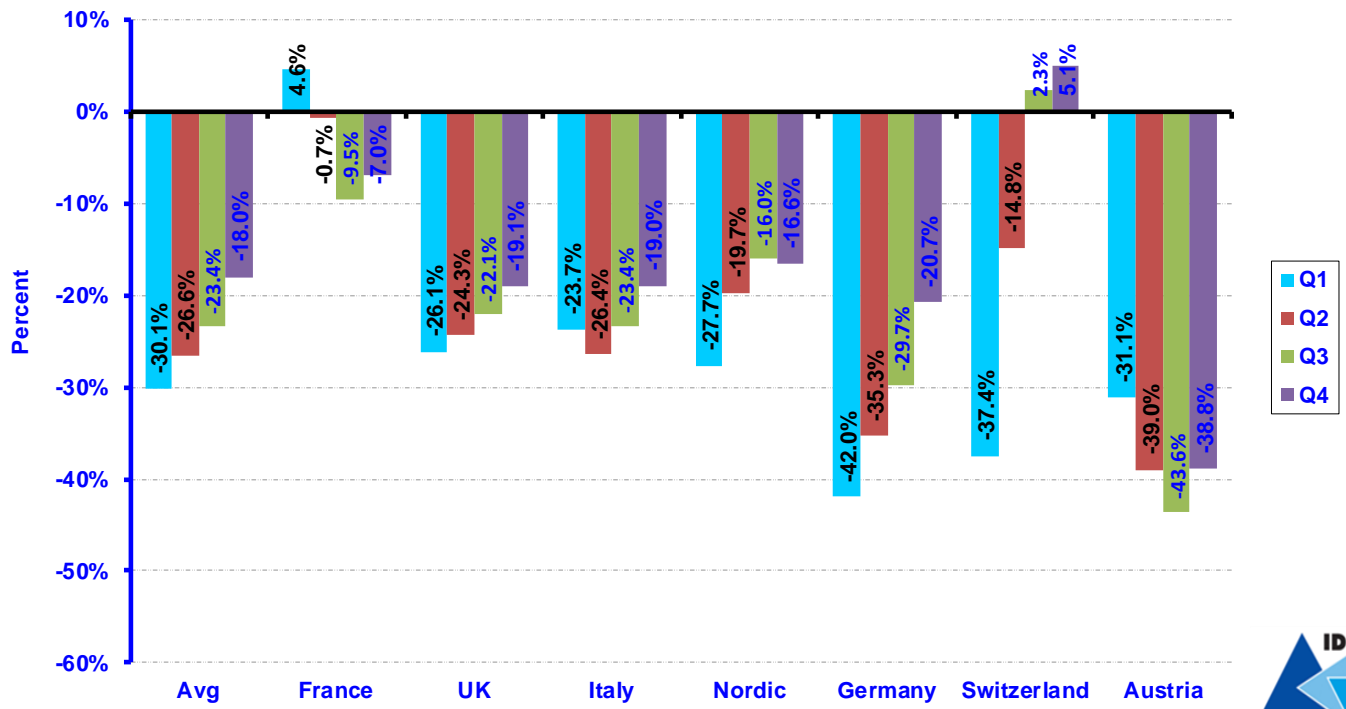
www.ideaelectronics.com



### 4TH QTR. 2024 TOTAL COMPONENTS YTD Bookings Trend

Graphic T5

Cumulative orders for Electronic components via distribution by country for current year to date compared with same period prior year

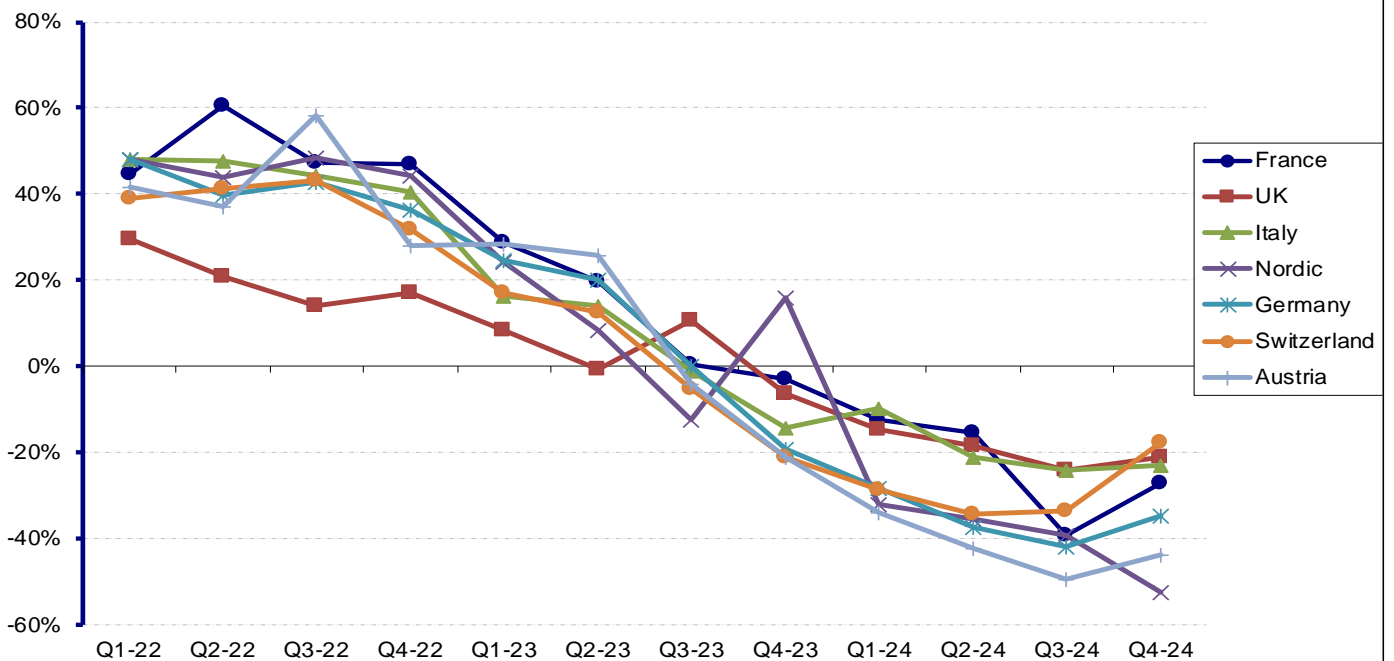


www.ideaelectronics.com



### 4TH QTR. 2024 TOTAL COMPONENTS TENDENTIAL INDEX BY COUNTRY(Q,QY-1) Graphic T6

Trend showing growth/decline % in quarterly sales of all components through distribution split by country compared with same quarter prior year

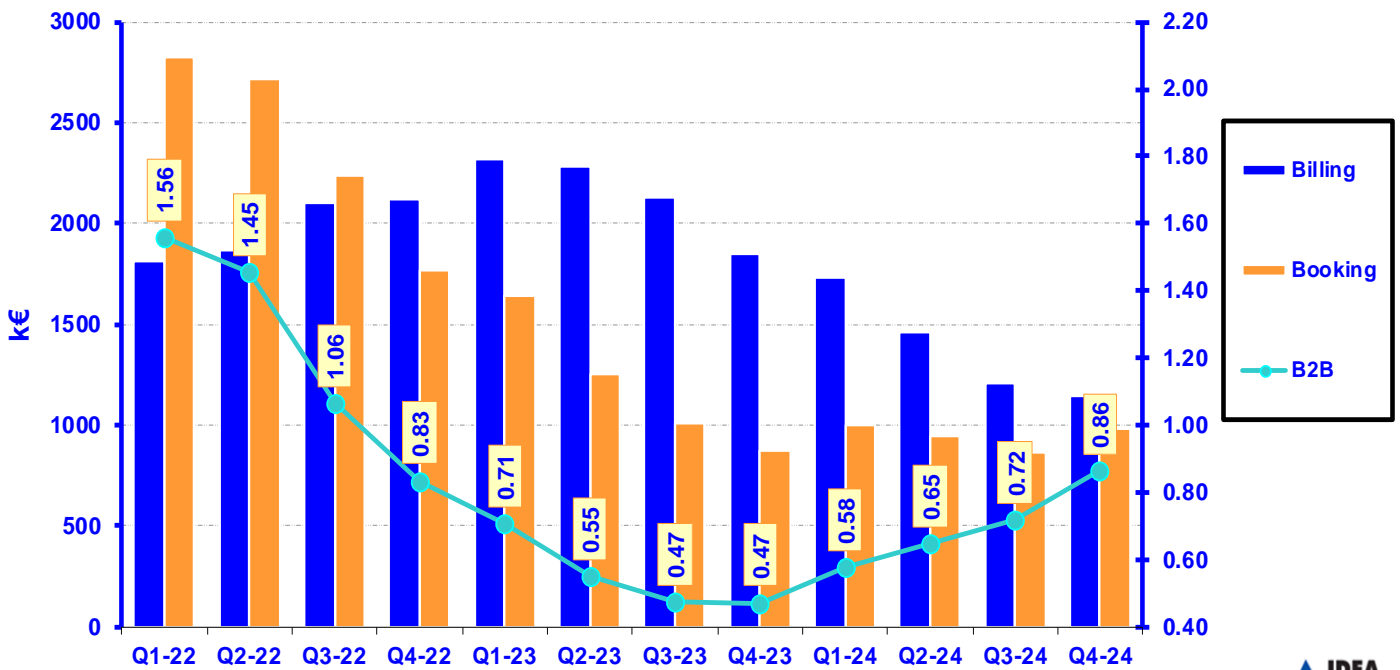


www.ideaelectronics.com



### 4TH QTR. 2024 SEMICONDUCTOR bookings, billings & book:bill ratio Graphic S1

Semiconductor components bookings, billings & book:bill ratio for Germany, France, Italy, UK, Sweden, Norway, Denmark, Finland, Switzerland and Austria

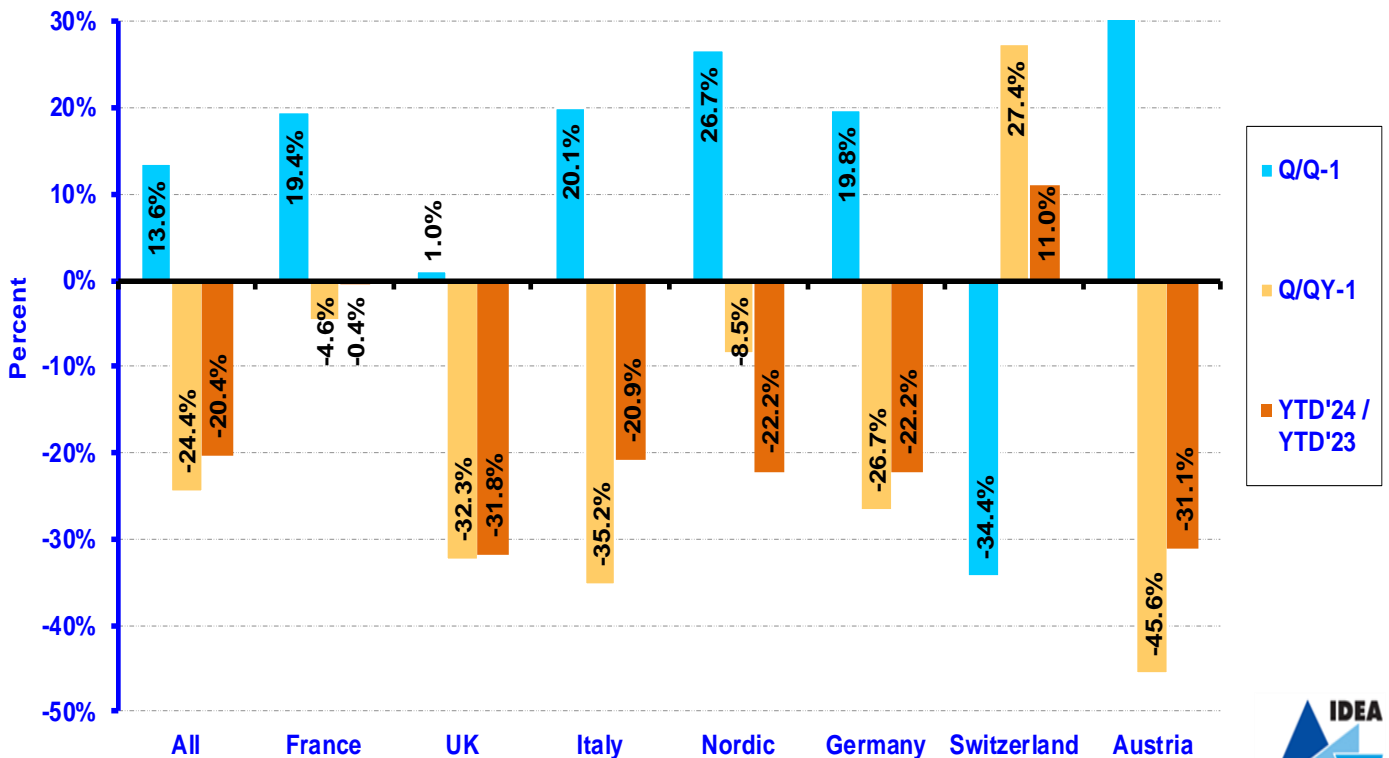


www.ideaelectronics.com



### 4TH QTR 2024 SEMICONDUCTOR Booking Trend Graphic S2

Distribution orders for semiconductors by country compared with the prior quarter (Q/Q1) and the same quarter prior year ( Q/QY-1) and YTD 24/23



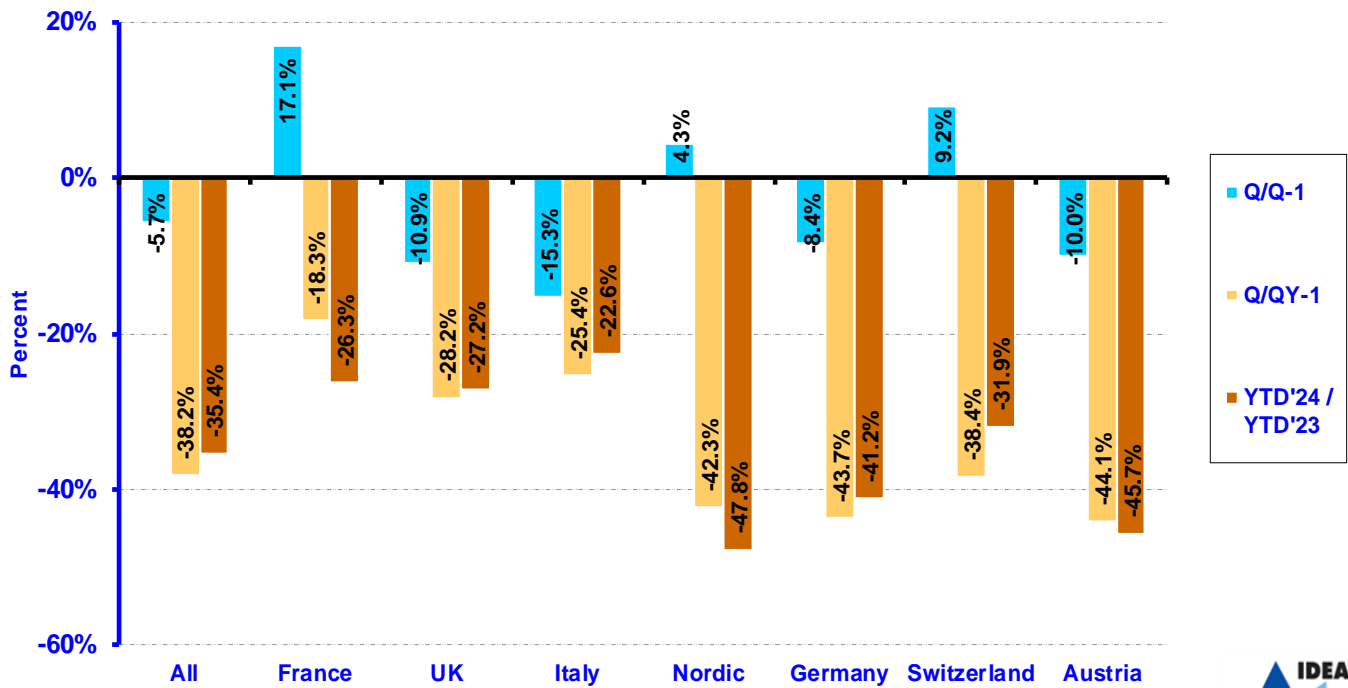
www.ideaelectronics.com



### 4TH QTR 2024 SEMICONDUCTOR Billing Trend

Graphic S3

Distribution sales for semiconductors by country compared with the prior quarter (Q/Q1) and the same quarter prior year ( Q/QY-1) and YTD 24/23



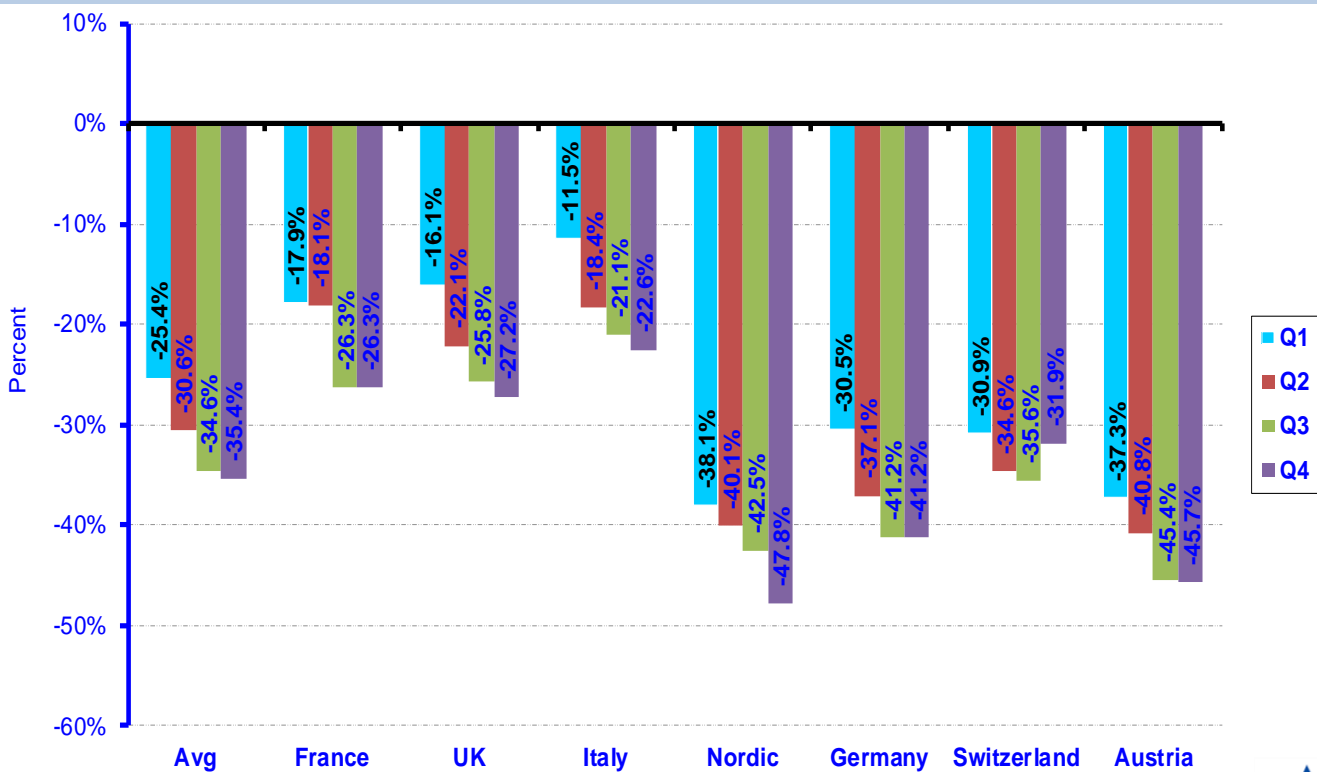
www.ideaelectronics.com



### 4TH QTR. 2024 SEMICONDUCTOR YTD BILLING TREND

Graphic S4

Cumulative sales of Semiconductor Components through distribution split by country and showing the growth/decline % compared with the same period prior year



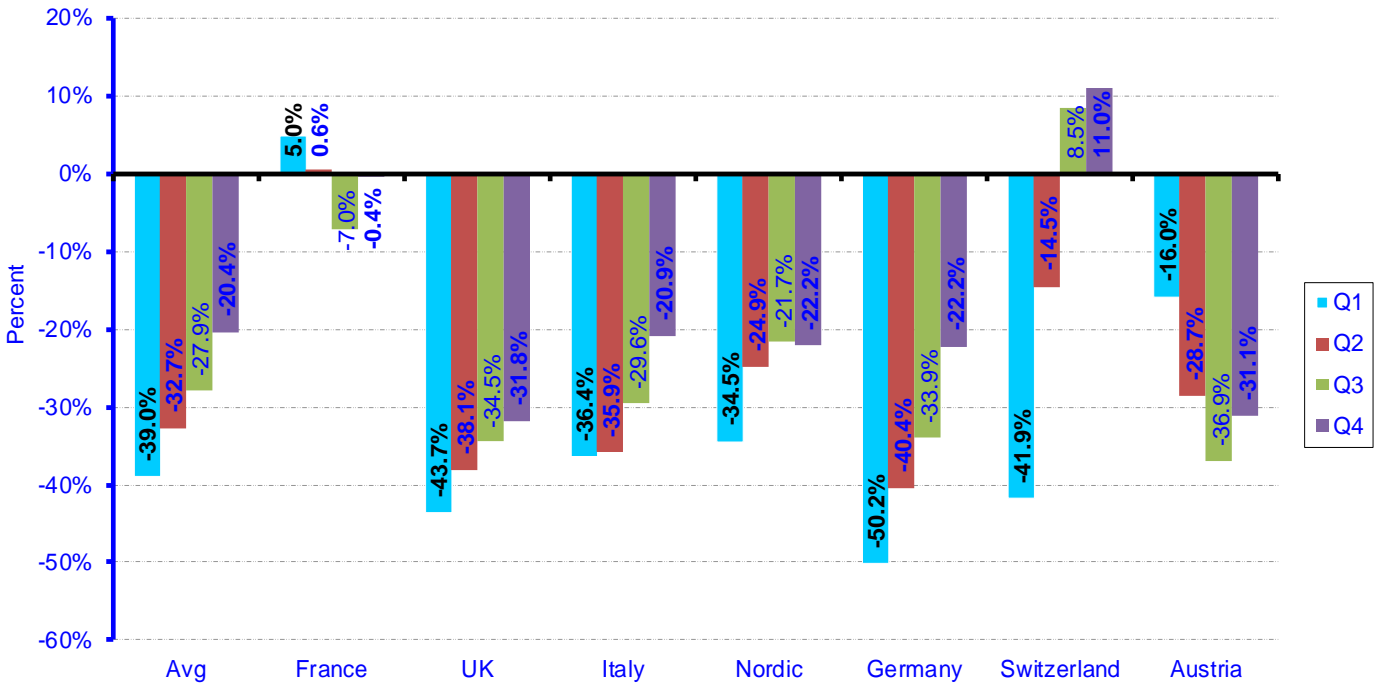
www.ideaelectronics.com



### 4TH QTR. 2024 SEMICONDUCTOR YTD BOOKING TREND

Graphic S5

Cumulative orders of Semiconductors through distribution split by country and showing the growth/decline % compared with the same period prior year



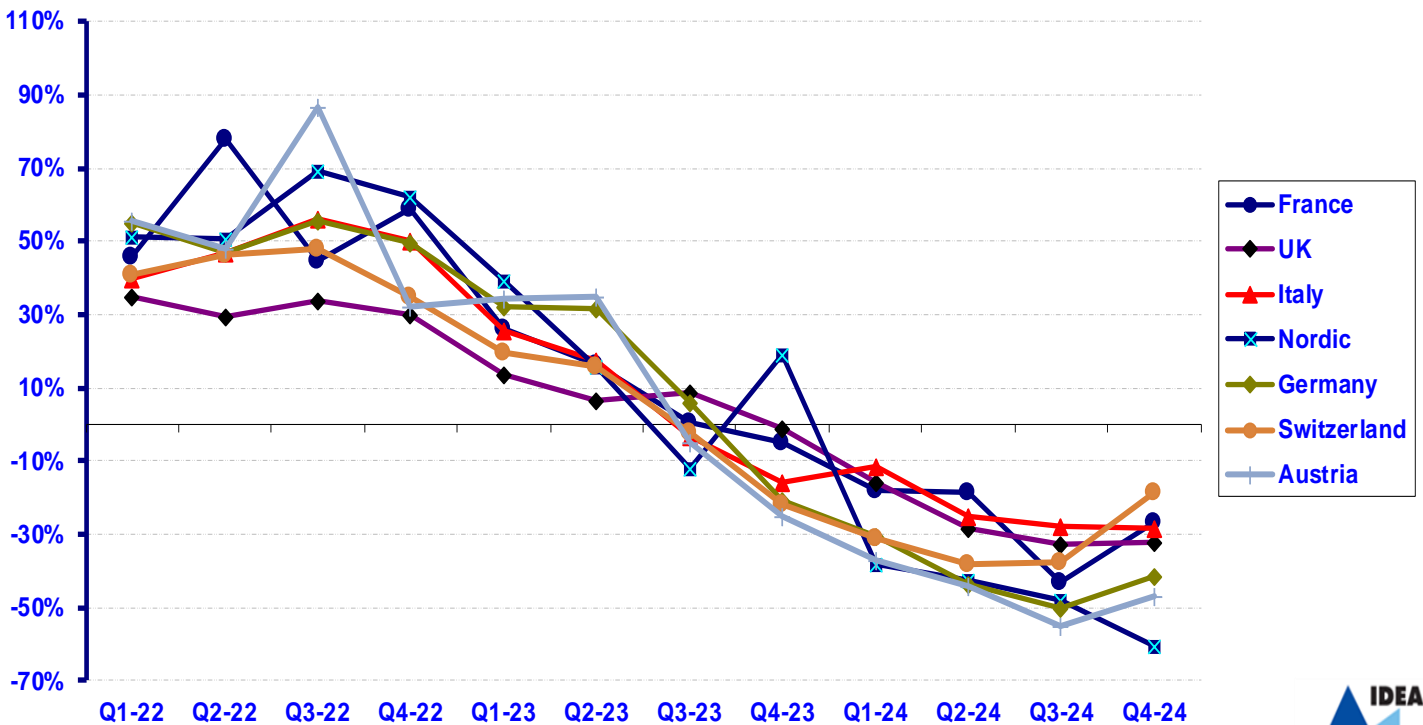
www.ideaelectronics.com



### 4TH QTR. 2024 SEMICONDUCTOR TENDENTIAL INDEX ( Q/Qy-1)

Graphic S6

Trend showing growth/decline % in quarterly sales of semiconductors through distribution by country compared with the same quarter prior year.



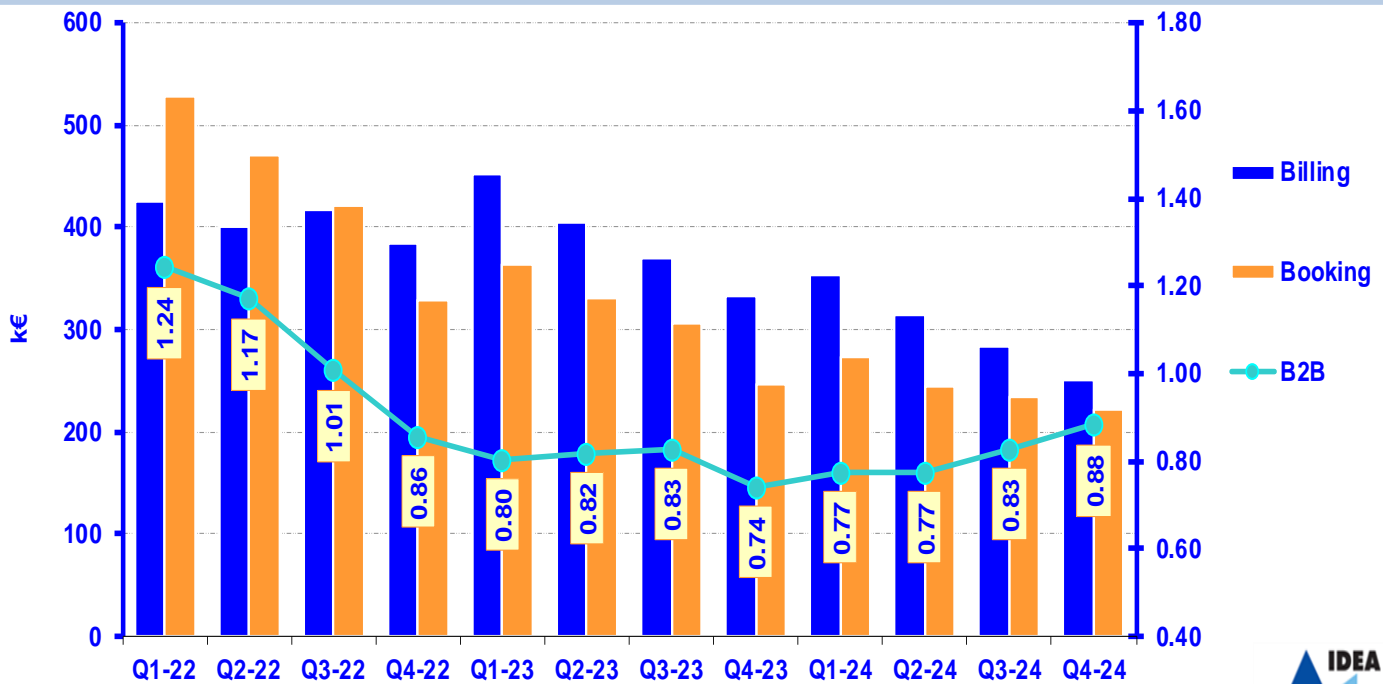
www.ideaelectronics.com



### 4TH QTR. 2024 **PASSIVES** booking, billing & book:bill ratio

Graphic P1

Passive components Bookings, billings & book:bill ratio for Germany, France, Italy, UK, Sweden, Norway, Denmark, Finland, Switzerland and Austria



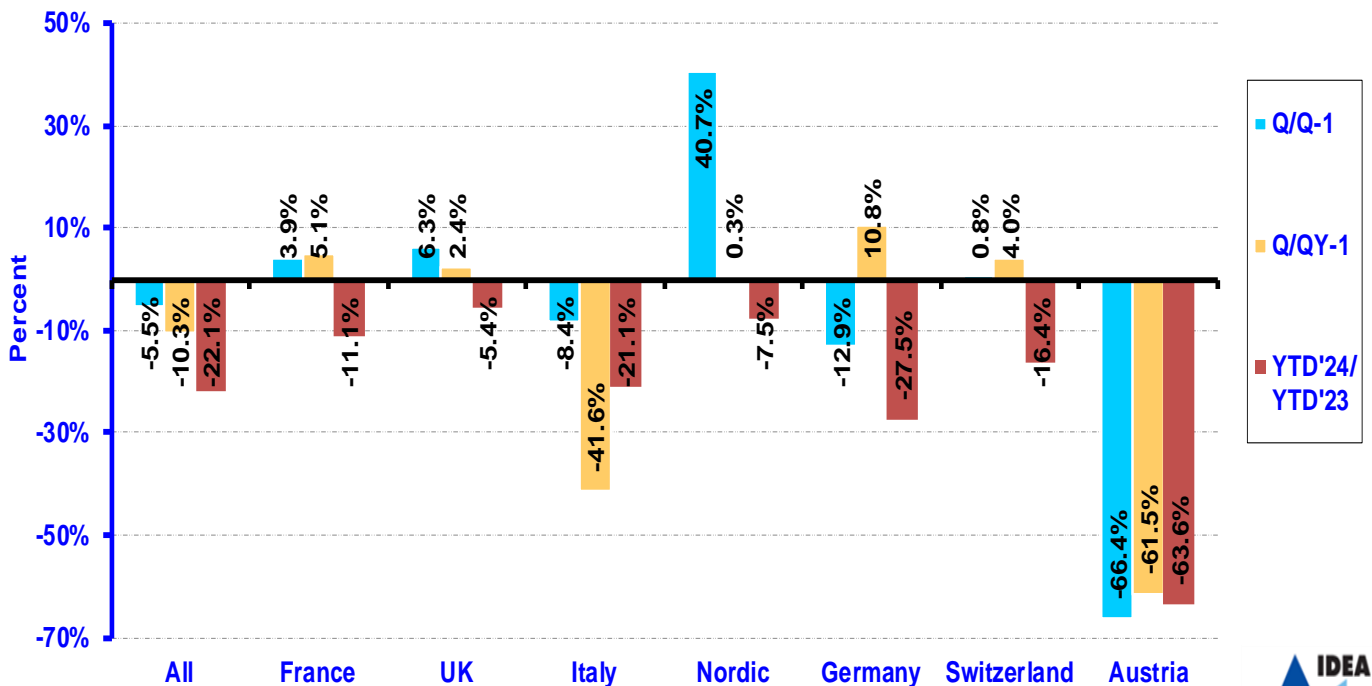
www.ideaelectronics.com



### 4TH QTR. 2024 **PASSIVE COMPONENTS** Booking Trend

Graphic P2

Distribution orders for Passive components by country comparing current quarter with the prior quarter (Q/Q-1) and the same quarter prior year (Q/QY-1)



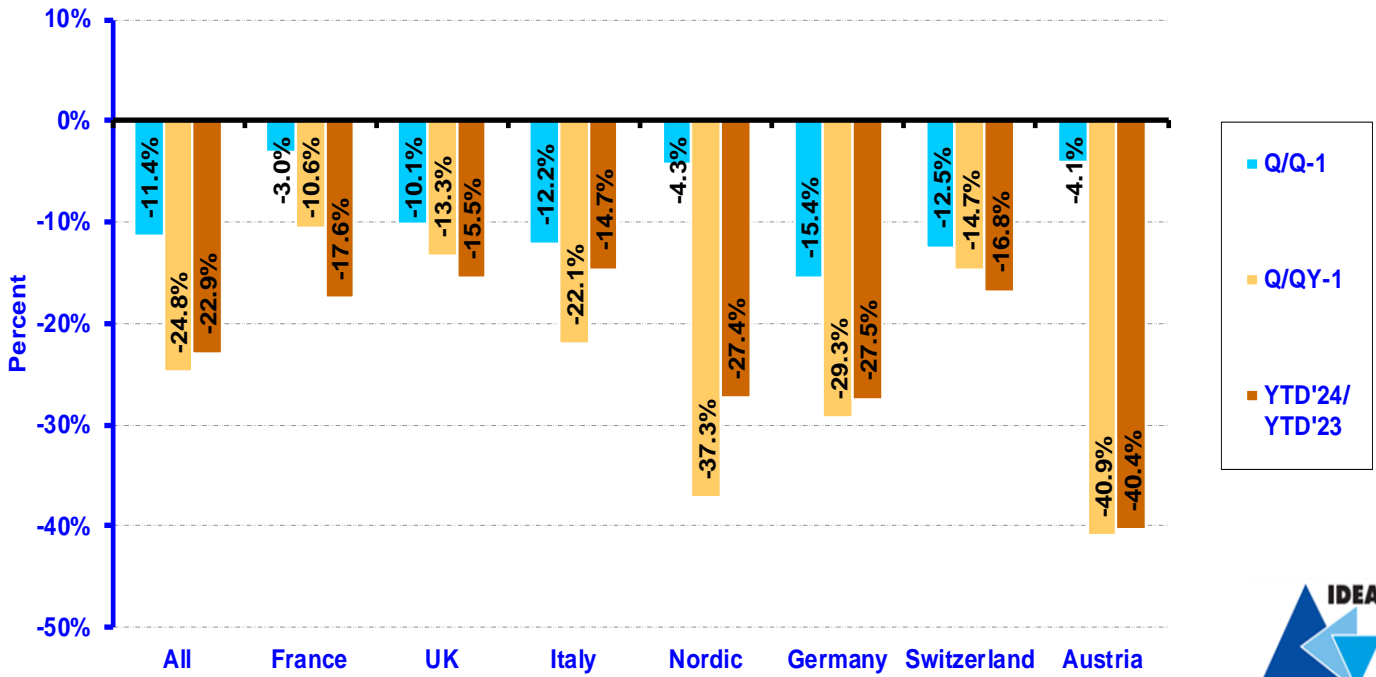
www.ideaelectronics.com



### 4TH QTR. 2024 PASSIVE COMPONENTS Billings Trend

Graphic P3

Distribution sales for Passive components by country comparing current quarter with the prior quarter (Q/Q-1) and the same quarter prior year (Q/QY-1)



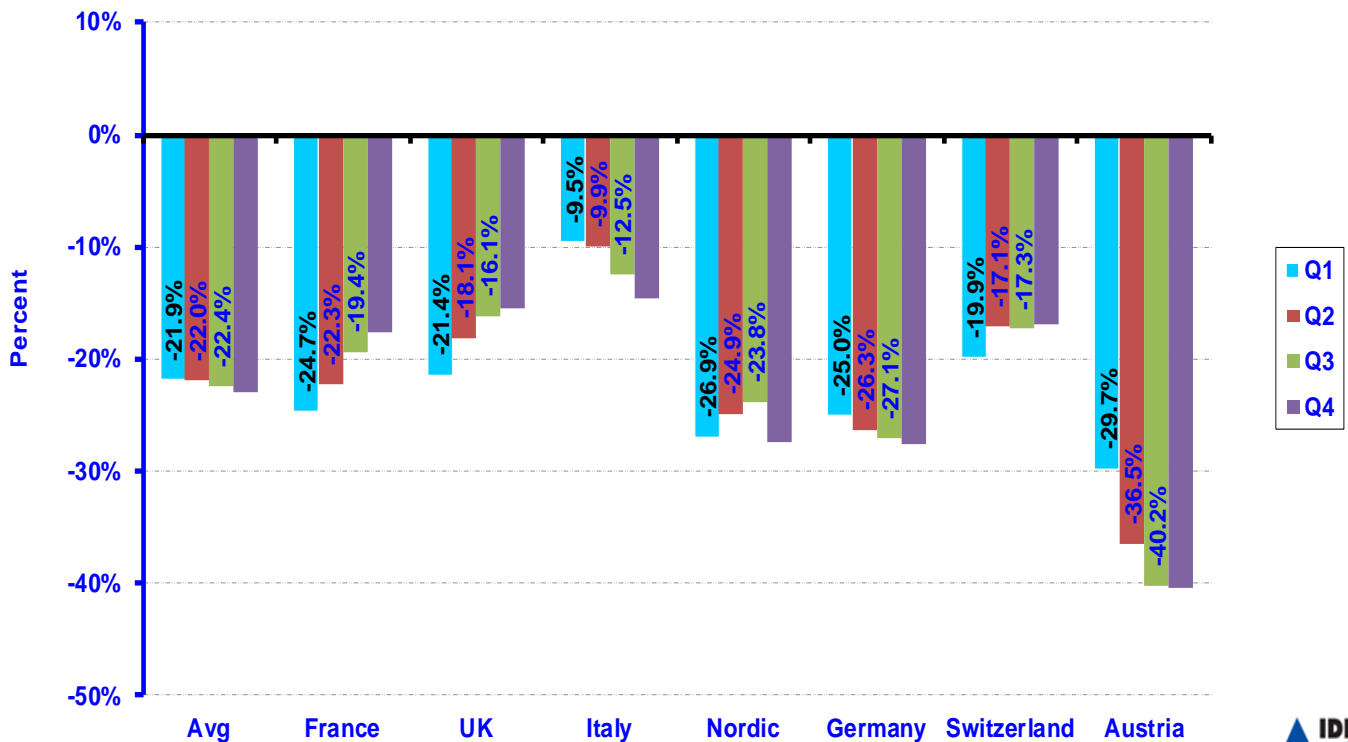
www.ideaelectronics.com



### 4TH QTR. 2024 PASSIVES YTD Billings Trend

Graphic P4

Cumulative sales of Passive components through distribution by country for the current year showing the growth/decline % compared with the same period prior year



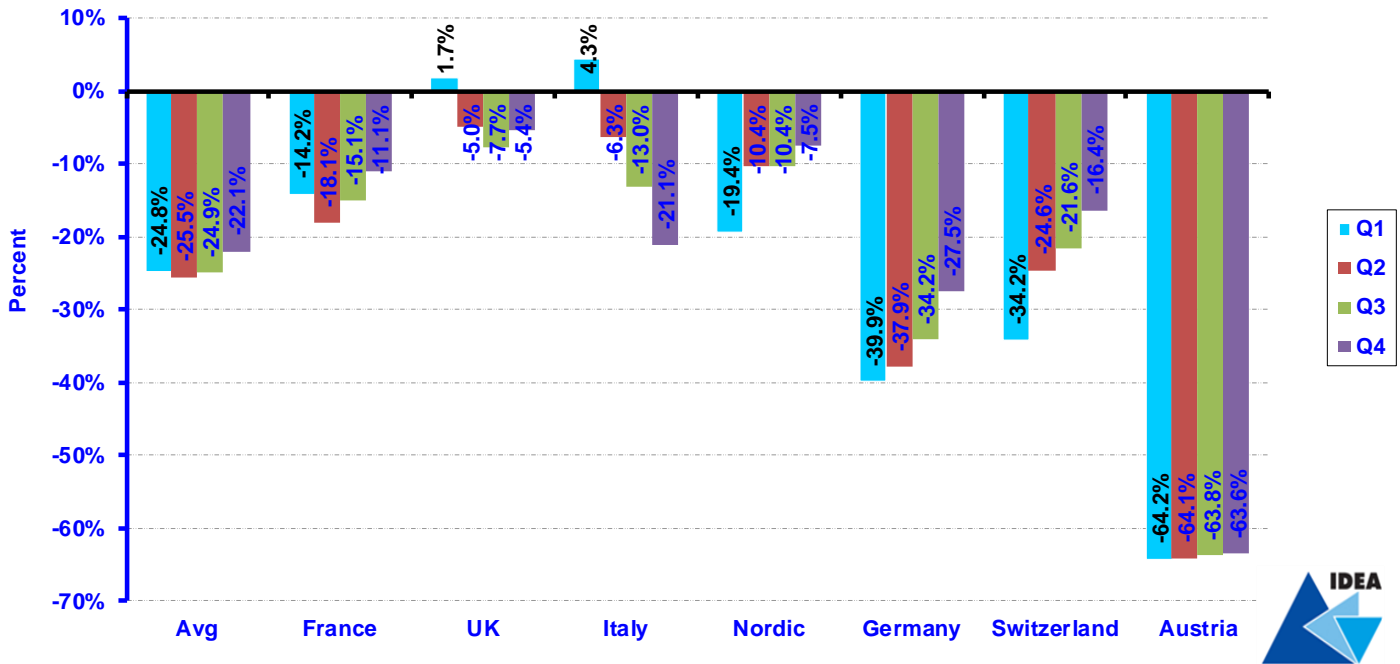
www.ideaelectronics.com



4TH QTR. 2024 **PASSIVES YTD Bookings Trend**

Graphic P5

Cumulative orders for Passive components through distribution by country for the current year showing the growth/decline % compared with the same period prior year



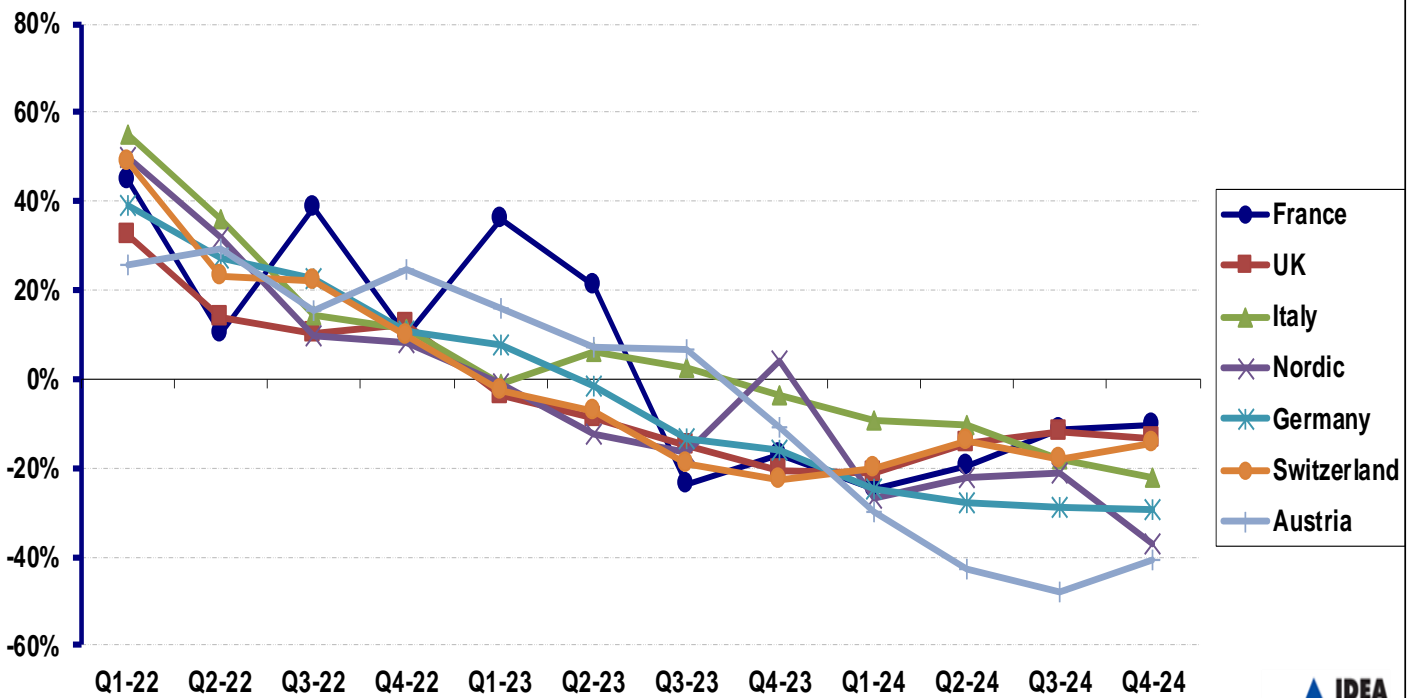
www.ideaelectronics.com



4TH QTR. 2024 **PASSIVES TENDENTIAL INDEX BY COUNTRY (Q/Qy-1)**

Graphic P6

Trend showing growth/decline % in quarterly sales of Passives through distribution by country compared with the same quarter prior year.



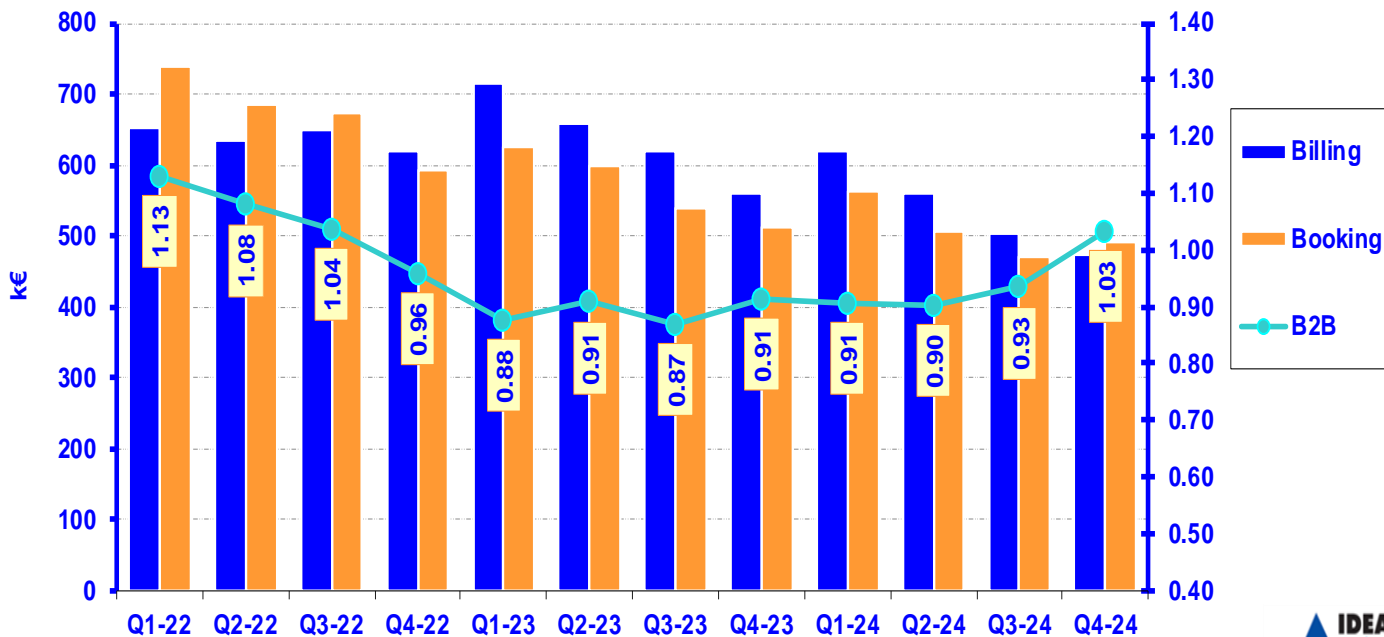
www.ideaelectronics.com



## 4TH QTR. 2024 EMECH COMPONENTS booking, billing & book:bill ratio

Graphic E1

EMECH components Bookings, billings & book:bill ratio for Germany, France, Italy, UK, Sweden, Norway, Denmark, Finland, Switzerland and Austria



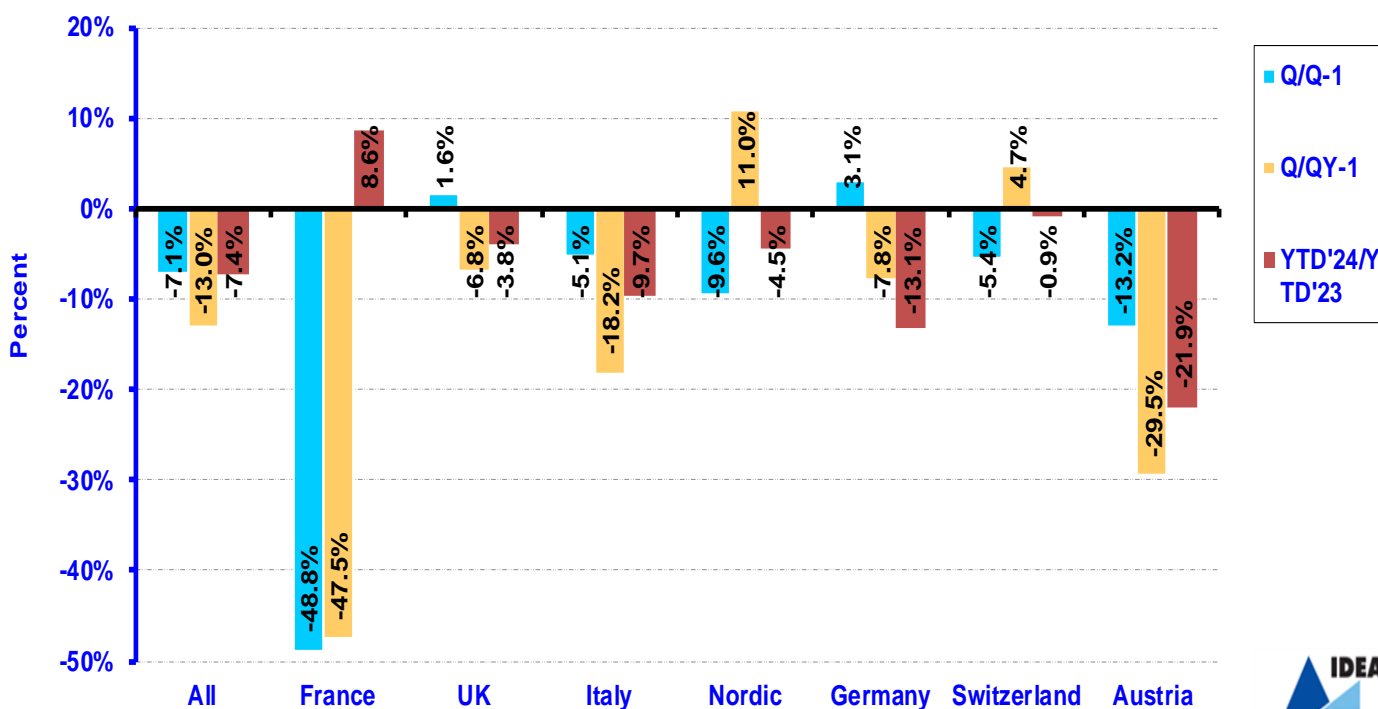
www.ideaelectronics.com



## 4TH QTR. 2024 EMECH COMPONENTS Booking Trend

Graphic E2

Distribution orders for EMECH components by country comparing current quarter with the prior quarter (Q/Q-1) and the same quarter prior year (Q/QY-1)



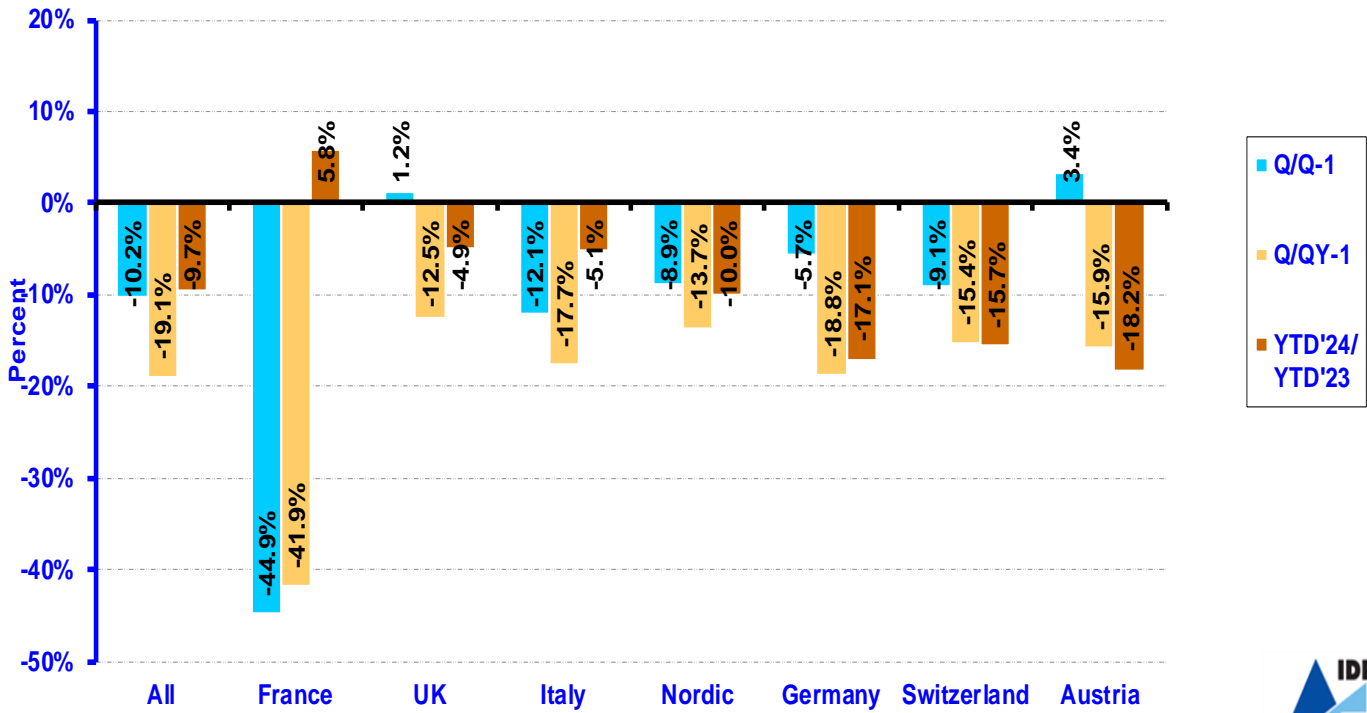
www.ideaelectronics.com



### 4TH QTR. 2024 EMECH COMPONENTS Billings Trend

Graphic E3

Distribution sales of EMECH components comparing current qtr with prior qtr ( Q/Q-1) and same qtr prior year ( Q/QY-1) plus YTD trend



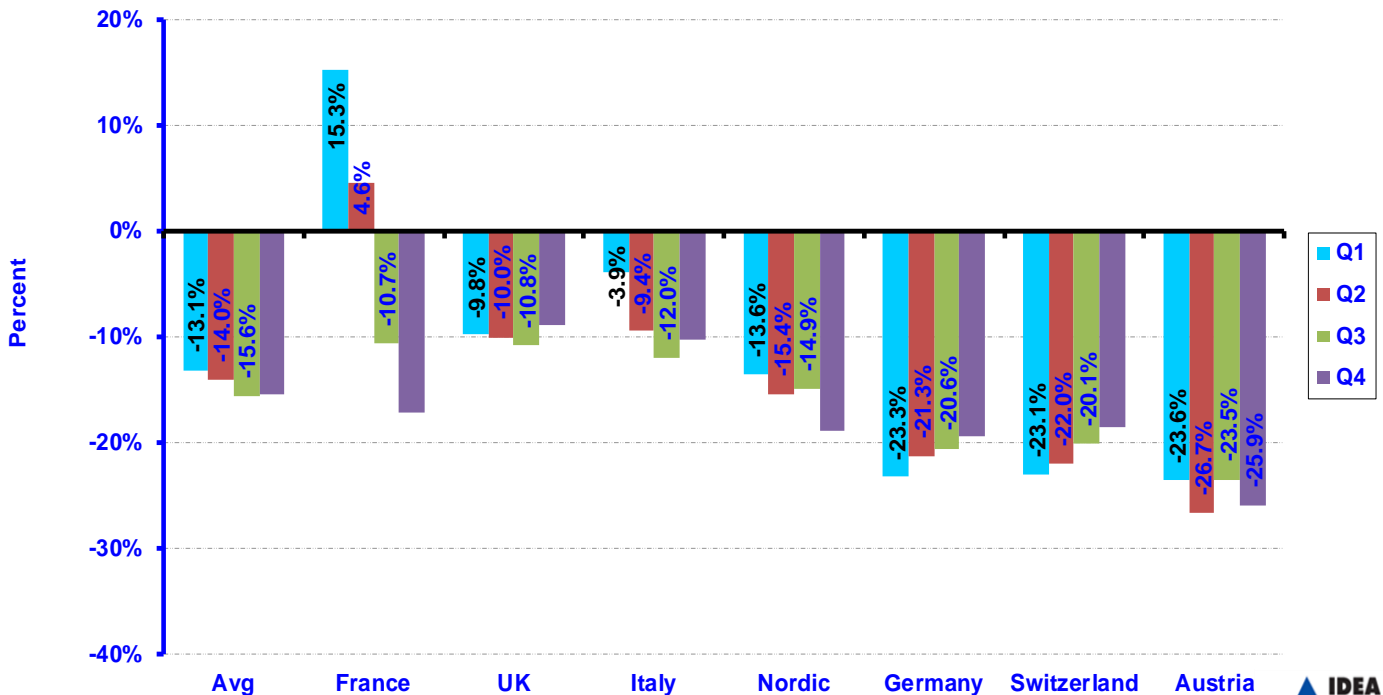
www.ideaelectronics.com



### 4TH QTR. 2024 EMECH COMPONENTS YTD Billings Trend

Graphic E4

Cumulative sales of EMECH components through distribution by country for the current year showing the growth/decline % compared with the same period prior year



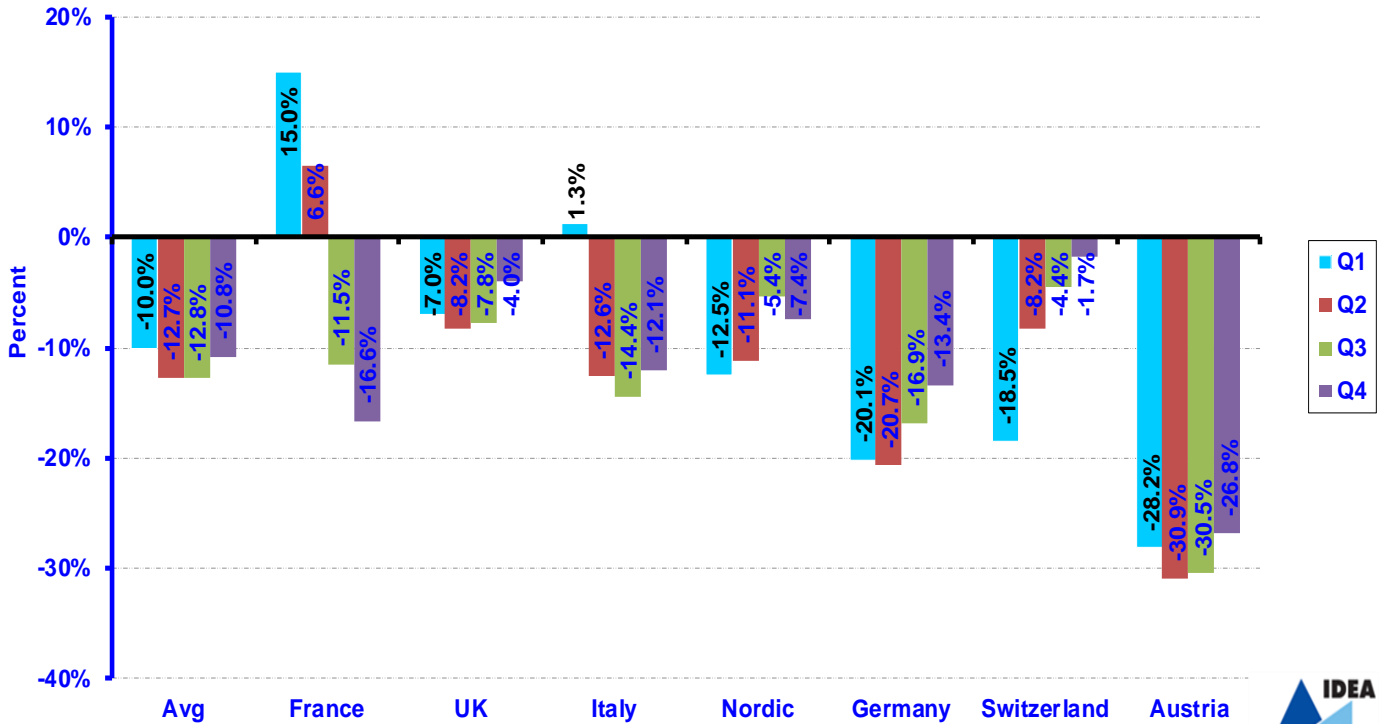
www.ideaelectronics.com



4TH QTR. 2024 EMECH COMPONENTS YTD Bookings Trend

Graphic E5

Cumulative orders for EMECH components through distribution by country for the current year showing the growth/decline % compared with the same period prior year



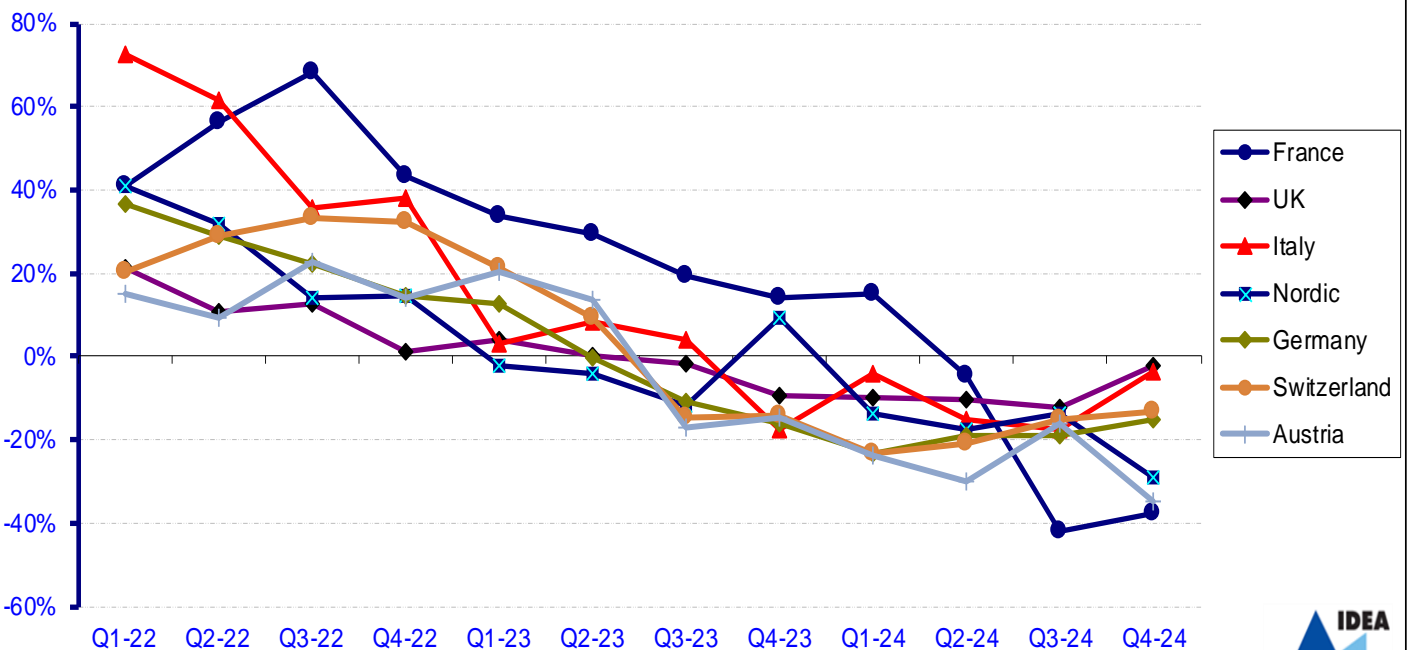
www.ideaelectronics.com



4TH QTR. 2024 EMECH TENDENTIAL INDEX BY COUNTRY (Q/Qy-1)

Graphic E6

Trend showing growth/decline % in quarterly sales of EMECH components through distribution by country compared with the same quarter prior year.



www.ideaelectronics.com



## Data input by Country and Component

| Country     | Category    | Activity | Q1-23 | Q2-23 | Q3-23 | Q4-23 | Q1-24 | Q2-24 | Q3-24 | Q4-24 |
|-------------|-------------|----------|-------|-------|-------|-------|-------|-------|-------|-------|
| All         | Semis       | Bookings | 1,637 | 1,251 | 1,011 | 870   | 999   | 945   | 868   | 986   |
|             |             | Billings | 2,322 | 2,282 | 2,131 | 1,850 | 1,733 | 1,462 | 1,212 | 1,142 |
|             | Passives    | Bookings | 364   | 331   | 307   | 247   | 274   | 244   | 235   | 222   |
|             |             | Billings | 453   | 404   | 371   | 334   | 354   | 315   | 283   | 251   |
|             | Emech/Other | Bookings | 626   | 598   | 540   | 511   | 563   | 506   | 470   | 490   |
|             |             | Billings | 715   | 659   | 621   | 559   | 621   | 560   | 503   | 474   |
|             | Totals      | Bookings | 2,628 | 2,180 | 1,858 | 1,628 | 1,836 | 1,695 | 1,573 | 1,698 |
|             |             | Billings | 3,490 | 3,345 | 3,122 | 2,743 | 2,708 | 2,337 | 1,998 | 1,868 |
| Country     | Category    | Activity | Q1-23 | Q2-23 | Q3-23 | Q4-23 | Q1-24 | Q2-24 | Q3-24 | Q4-24 |
| France      | Semis       | Bookings | 149   | 123   | 120   | 83    | 156   | 117   | 91    | 109   |
|             |             | Billings | 212   | 217   | 207   | 188   | 174   | 177   | 118   | 138   |
|             | Passives    | Bookings | 39    | 38    | 28    | 26    | 33    | 29    | 26    | 27    |
|             |             | Billings | 51    | 44    | 34    | 33    | 38    | 35    | 30    | 29    |
|             | Emech/Other | Bookings | 64    | 69    | 67    | 68    | 74    | 69    | 35    | 46    |
|             |             | Billings | 62    | 72    | 66    | 64    | 71    | 69    | 38    | 40    |
|             | Totals      | Bookings | 252   | 230   | 215   | 177   | 263   | 215   | 152   | 182   |
|             |             | Billings | 325   | 333   | 307   | 285   | 284   | 281   | 186   | 207   |
| Country     | Category    | Activity | Q1-23 | Q2-23 | Q3-23 | Q4-23 | Q1-24 | Q2-24 | Q3-24 | Q4-24 |
| UK          | Semis       | Bookings | 237   | 230   | 187   | 181   | 134   | 156   | 139   | 141   |
|             |             | Billings | 267   | 266   | 272   | 240   | 224   | 191   | 183   | 163   |
|             | Passives    | Bookings | 47    | 42    | 42    | 38    | 47    | 37    | 36    | 39    |
|             |             | Billings | 53    | 48    | 46    | 42    | 42    | 41    | 41    | 36    |
|             | Emech/Other | Bookings | 151   | 142   | 140   | 122   | 140   | 128   | 131   | 133   |
|             |             | Billings | 157   | 141   | 146   | 125   | 142   | 126   | 128   | 122   |
|             | Totals      | Bookings | 435   | 415   | 369   | 340   | 321   | 321   | 306   | 312   |
|             |             | Billings | 477   | 440   | 464   | 407   | 408   | 358   | 351   | 321   |
| Country     | Category    | Activity | Q1-23 | Q2-23 | Q3-23 | Q4-23 | Q1-24 | Q2-24 | Q3-24 | Q4-24 |
| Italy       | Semis       | Bookings | 297   | 235   | 173   | 159   | 189   | 152   | 156   | 187   |
|             |             | Billings | 403   | 398   | 325   | 280   | 357   | 297   | 235   | 199   |
|             | Passives    | Bookings | 60    | 68    | 66    | 77    | 63    | 57    | 49    | 45    |
|             |             | Billings | 83    | 81    | 75    | 69    | 76    | 73    | 61    | 53    |
|             | Emech/Other | Bookings | 84    | 94    | 82    | 72    | 85    | 71    | 67    | 69    |
|             |             | Billings | 112   | 112   | 101   | 80    | 108   | 95    | 83    | 77    |
|             | Totals      | Bookings | 440   | 397   | 322   | 308   | 336   | 280   | 272   | 301   |
|             |             | Billings | 598   | 591   | 501   | 428   | 540   | 465   | 380   | 330   |
| Country     | Category    | Activity | Q1-23 | Q2-23 | Q3-23 | Q4-23 | Q1-24 | Q2-24 | Q3-24 | Q4-24 |
| Nordic      | Semis       | Bookings | 143   | 83    | 82    | 118   | 94    | 76    | 71    | 90    |
|             |             | Billings | 209   | 191   | 176   | 240   | 129   | 110   | 91    | 95    |
|             | Passives    | Bookings | 19    | 14    | 14    | 18    | 15    | 15    | 13    | 18    |
|             |             | Billings | 25    | 20    | 19    | 23    | 18    | 16    | 15    | 15    |
|             | Emech/Other | Bookings | 54    | 49    | 36    | 55    | 47    | 44    | 40    | 48    |
|             |             | Billings | 60    | 55    | 48    | 63    | 52    | 45    | 41    | 44    |
|             | Totals      | Bookings | 216   | 146   | 132   | 190   | 156   | 134   | 124   | 156   |
|             |             | Billings | 294   | 266   | 243   | 326   | 199   | 171   | 148   | 154   |
| Country     | Category    | Activity | Q1-23 | Q2-23 | Q3-23 | Q4-23 | Q1-24 | Q2-24 | Q3-24 | Q4-24 |
| Germany     | Semis       | Bookings | 692   | 498   | 369   | 260   | 345   | 365   | 321   | 384   |
|             |             | Billings | 1027  | 1004  | 953   | 745   | 713   | 565   | 477   | 437   |
|             | Passives    | Bookings | 165   | 140   | 126   | 74    | 99    | 90    | 94    | 82    |
|             |             | Billings | 201   | 173   | 160   | 136   | 150   | 125   | 113   | 96    |
|             | Emech/Other | Bookings | 246   | 220   | 193   | 172   | 197   | 173   | 178   | 172   |
|             |             | Billings | 289   | 247   | 232   | 202   | 221   | 200   | 188   | 171   |
|             | Totals      | Bookings | 1103  | 857   | 689   | 507   | 640   | 628   | 594   | 639   |
|             |             | Billings | 1516  | 1423  | 1345  | 1082  | 1085  | 889   | 778   | 704   |
| Country     | Category    | Activity | Q1-23 | Q2-23 | Q3-23 | Q4-23 | Q1-24 | Q2-24 | Q3-24 | Q4-24 |
| Switzerland | Semis       | Bookings | 73    | 48    | 41    | 39    | 43    | 61    | 72    | 47    |
|             |             | Billings | 116   | 115   | 112   | 94    | 80    | 71    | 70    | 77    |
|             | Passives    | Bookings | 12    | 10    | 10    | 8     | 8     | 9     | 8     | 8     |
|             |             | Billings | 15    | 13    | 12    | 10    | 12    | 11    | 10    | 9     |
|             | Emech/Other | Bookings | 15    | 12    | 11    | 11    | 12    | 12    | 11    | 12    |
|             |             | Billings | 18    | 16    | 14    | 13    | 14    | 13    | 12    | 11    |
|             | Totals      | Bookings | 100   | 69    | 61    | 58    | 63    | 81    | 92    | 67    |
|             |             | Billings | 149   | 145   | 138   | 117   | 106   | 95    | 92    | 97    |
| Country     | Category    | Activity | Q1-23 | Q2-23 | Q3-23 | Q4-23 | Q1-24 | Q2-24 | Q3-24 | Q4-24 |
| Austria     | Semis       | Bookings | 46    | 35    | 39    | 30    | 39    | 19    | 18    | 27    |
|             |             | Billings | 89    | 92    | 85    | 64    | 56    | 52    | 38    | 34    |
|             | Passives    | Bookings | 22    | 19    | 21    | 7     | 8     | 7     | 8     | 3     |
|             |             | Billings | 25    | 26    | 25    | 21    | 18    | 15    | 13    | 13    |
|             | Emech/Other | Bookings | 13    | 13    | 10    | 11    | 10    | 8     | 7     | 9     |
|             |             | Billings | 17    | 16    | 14    | 12    | 13    | 11    | 12    | 8     |
|             | Totals      | Bookings | 82    | 67    | 70    | 48    | 57    | 34    | 33    | 39    |
|             |             | Billings | 131   | 134   | 123   | 98    | 86    | 77    | 62    | 55    |